



ಬೃಹತ್ ಬೆಂಗಳೂರು ಮಹಾನಗರ ಪಾಲಿಕೆ  
Bruhat Bengaluru Mahanagara Palike



# BBMP COVID-19 WAR ROOM 19.10.2022



# OVERVIEW OF COVID-19 IN BENGALURU



## CASE TRENDS

ACTIVE CASES **2,784**

### Confirmed Cases

**89**

18,73,506 #

### Recovered Cases

**36**

18,53,732 #

### Death Cases

**0**

16,990 #



## HOSPITALIZATION

**5**

### ICU – V

-

### ICU

**1**

### HDU

-

### General

**4**

INCLUDES GOVT. QUOTA AND PRIVATE WALK-IN HOSPITALIZATION



## VACCINATION

**777**

2,04,68,562 #

### First Dose

**154**

96,76,020 #

### Second Dose

**431**

94,75,623 #

### Precaution Dose

**192**

13,16,919 #



## TRIAGING

### MTU

**2**

### Tele Triage

**85**



## ACTIVE CZs

**0**

### MCZs (< 5 cases)

**0**

### Clusters (> 5 cases)

**0**



## TESTING

**2,142**

3,19,22,774 #

### RAT

**306**

### RTPCR

**1,836**

Positivity : 5.93%

\*FOR LAST 7 DAYS

# : indicates cumulative numbers till date



# ABSTRACT OF COVID-19 SCENARIO IN BENGALURU


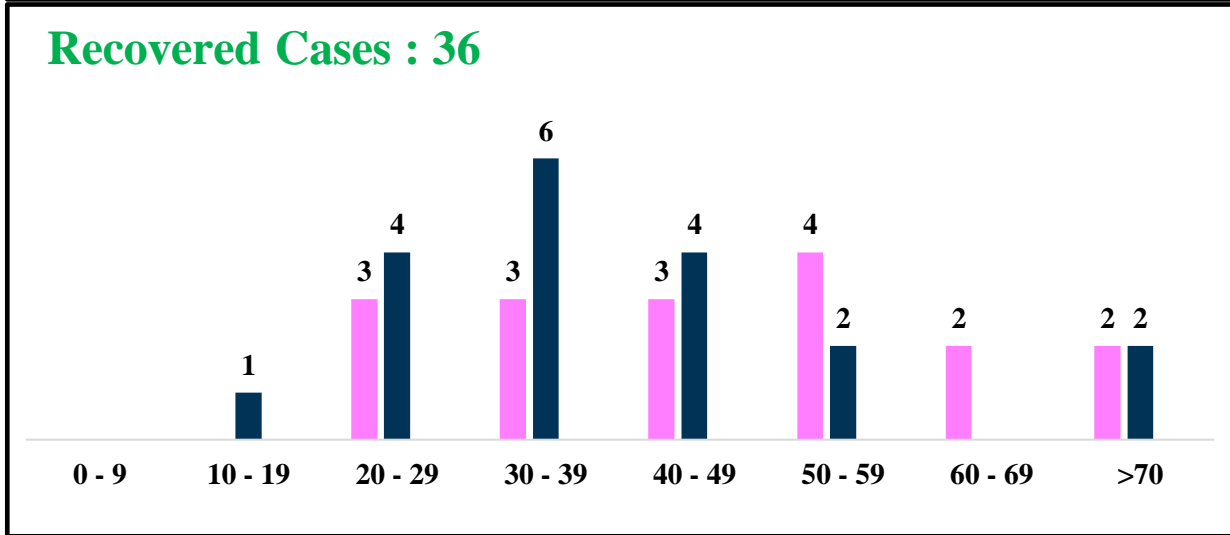
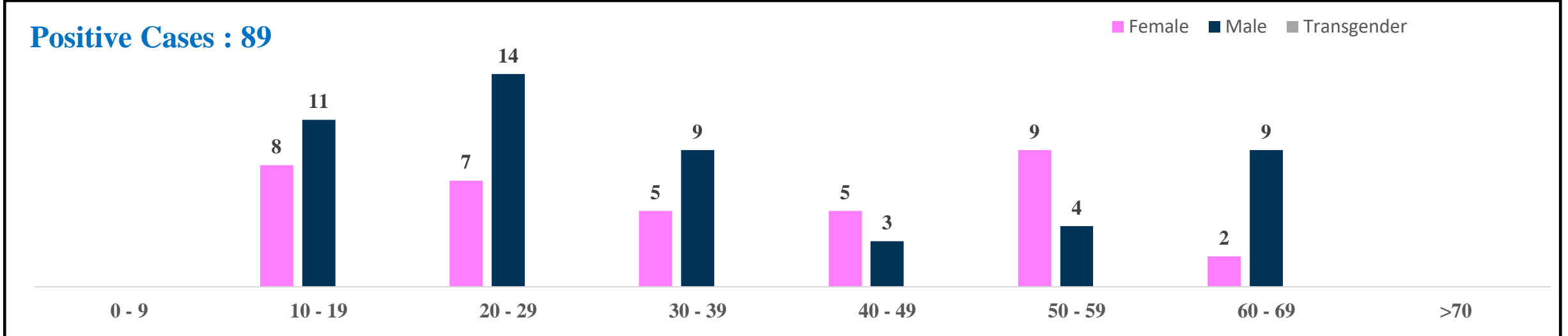


	MALE			FEMALE			TRANSGENDER			TOTAL		
	Last 24 Hours	Last 7 Days	Cumulative	Last 24 Hours	Last 7 Days	Cumulative	Last 24 Hours	Last 7 Days	Cumulative	Last 24 Hours	Last 7 Days	Cumulative
<b>Positive Cases</b>	52	423	11,04,129	37	352	7,68,485	0	0	196	89	775	18,73,506
<b>Recovered Cases</b>	19	264	10,91,576	17	228	7,62,062	0	0	187	36	492	18,53,732
<b>Death Cases</b>	0	1	10,760	0	1	6,226	0	0	4	0	2	16,990
<b>Total Tests Done</b>	<b>In Last 24 hrs. : 2,142</b>			<b>In last 7 days : 13,071</b>			<b>Cumulative : 3,19,22,774</b>					
<b>Vaccine Doses Administered</b>	<b>In Last 24 hrs. : 777</b>			<b>In last 7 days : 6,369</b>			<b>Cumulative : 2,04,68,562</b>					
<b>ACTIVE CASES</b>							<b>2,784</b>					

\*Covid deaths occurred today : 00 | Covid deaths occurred beyond last 24hrs., reported today : 00

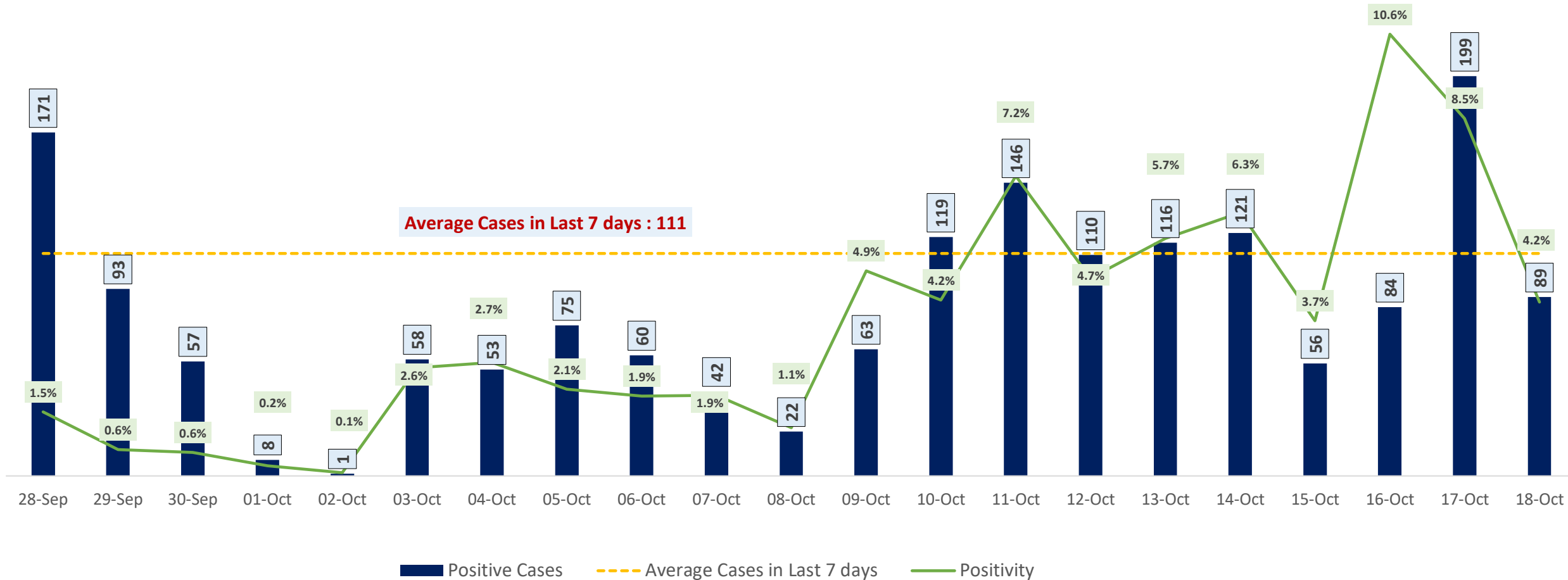


# LAST 24 HOURS AGE GROUP AND GENDER WISE DISTRIBUTION





# POSITIVITY RATE OF BENGALURU – LAST 21 DAYS

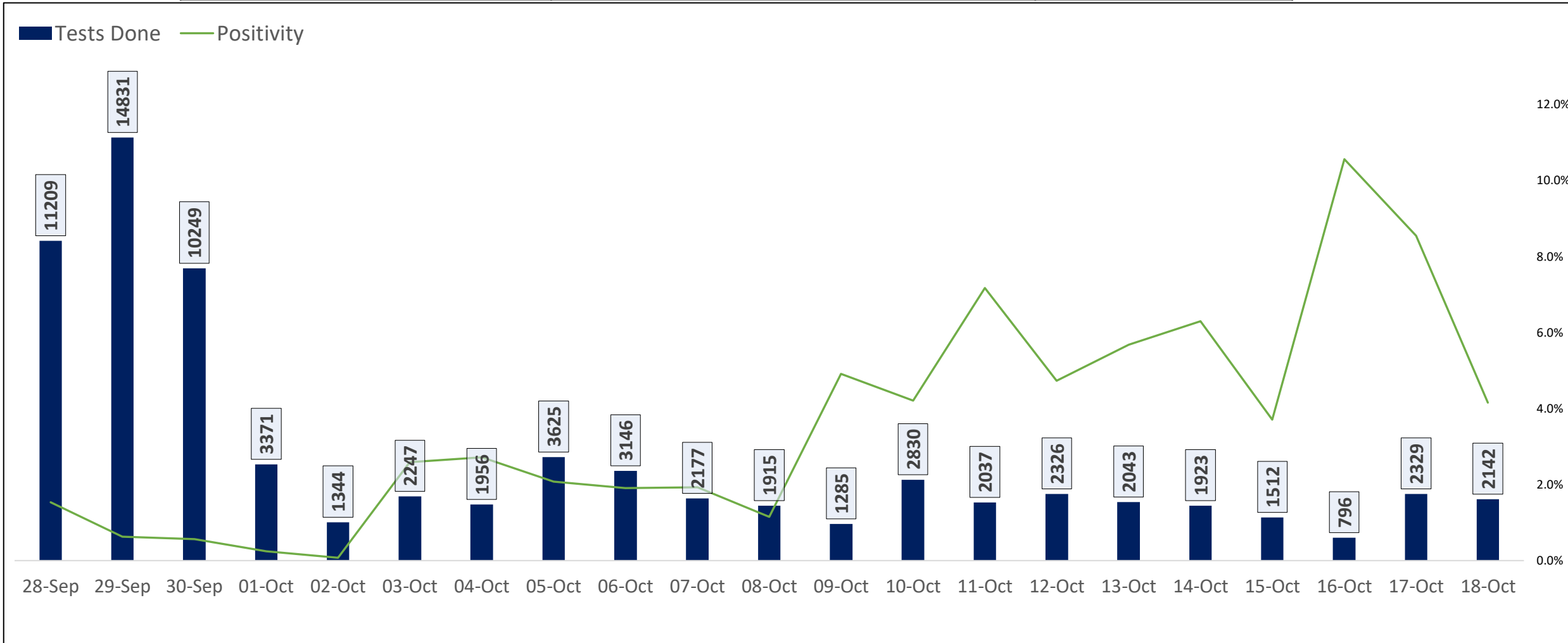




# TESTING TRENDS IN BENGALURU

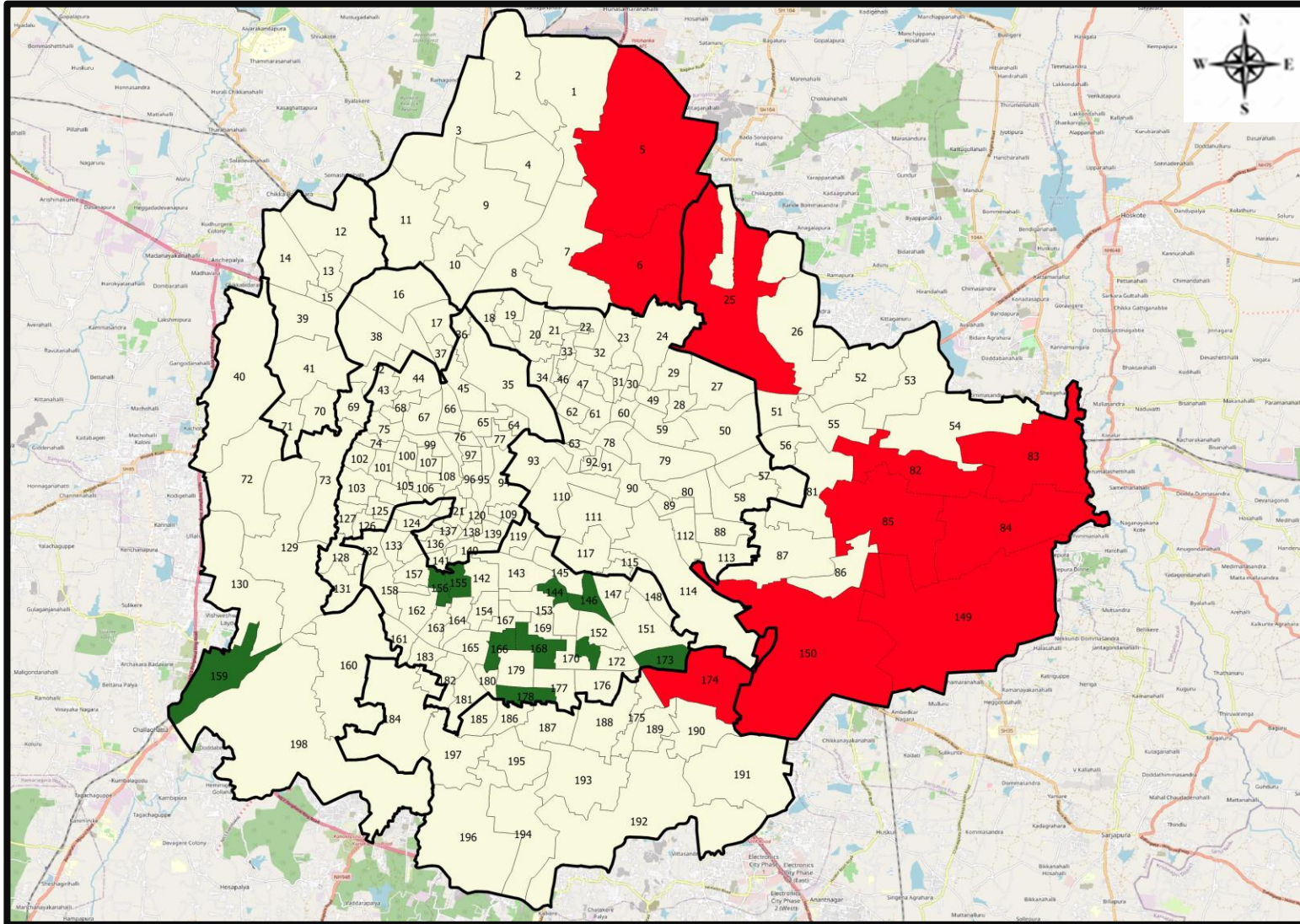


Total Test Conducted Till Date	Test Conducted Last 24 hours	Last 7 Days Average
3,19,22,774	2,142	1,561





# BENGALURU URBAN MAP SHOWING TREND OF POSITIVE CASES IN LAST 7 DAYS



## Top 10 wards reporting most number of positive cases in last 7 days

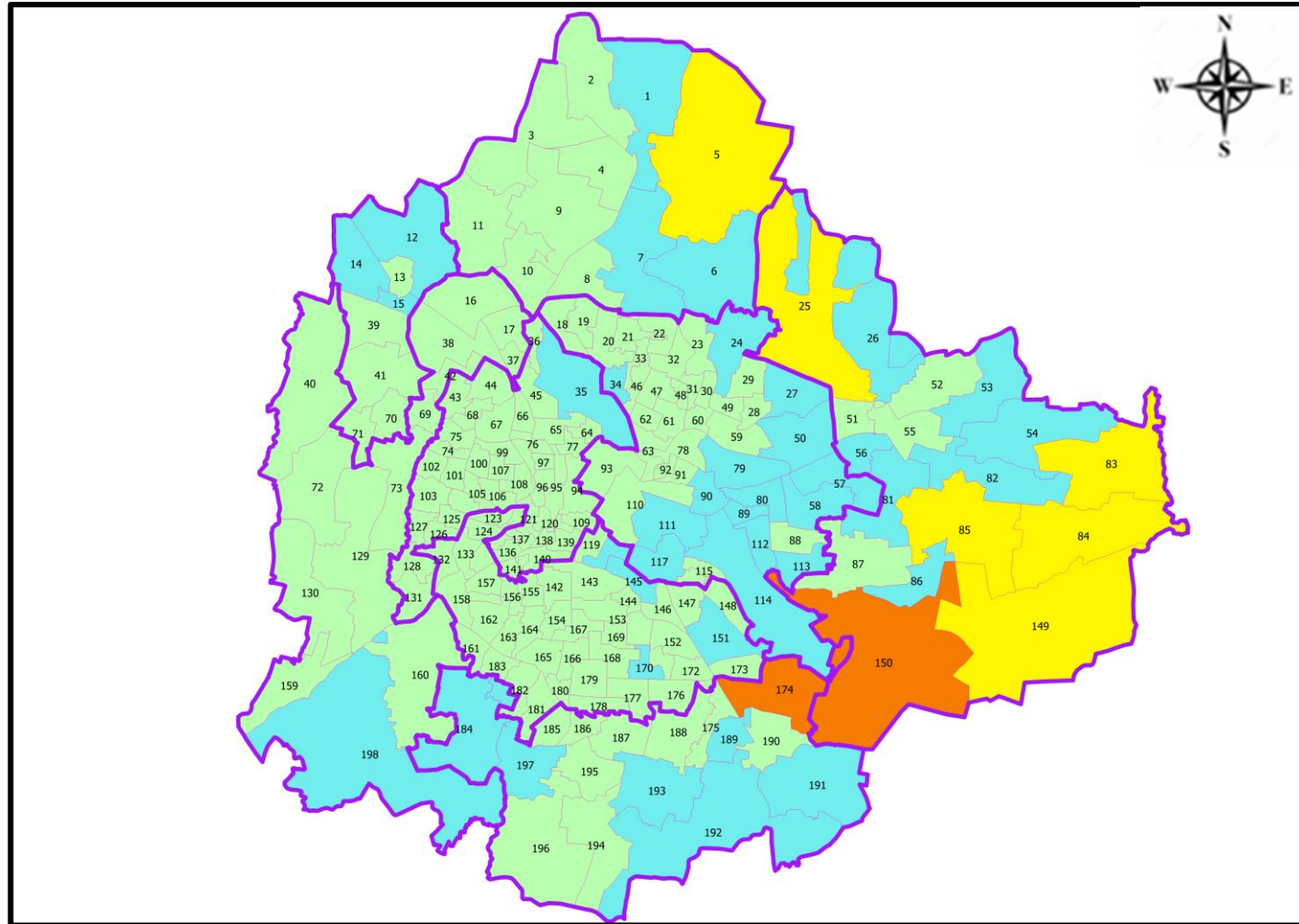
Ward No.	Ward Name	Daily Cases Average
150	Bellanduru	6
174	HSR Layout	3
83	Kadugodi	3
25	Horamavu	3
149	Varthuru	2
85	Dodda Nekkundi	2
5	Jakkuru	2
84	Hagadur	2
82	Garudachar Palya	1
6	Thanisandra	1







## Top 10 wards reporting least number of positive cases in last 7 days

Ward No.	Ward Name	Daily Cases Average
178	Sarakki	0
173	Jakkasandra	0
171	Gurappanapalya	0
168	Pattabhiram Nagar	0
166	Karisandra	0
159	Kengeri	0
156	Srinagara	0
155	Hanumanth Nagar	0
146	Lakkasandra	0
144	Siddapura	0



# BENGALURU MAP SHOWING INTENSITY OF POSITIVE CASES IN LAST 7 DAYS



-  **Level 1 : 0 to 3 Cases**
-  **Level 2 : 3 to 10 Cases**
-  **Level 3 : 10 to 20 Cases**
-  **Level 4 : 20 to 50 Cases**
-  **Level 5 : More than 50 Cases**
-  **Zone Boundaries**

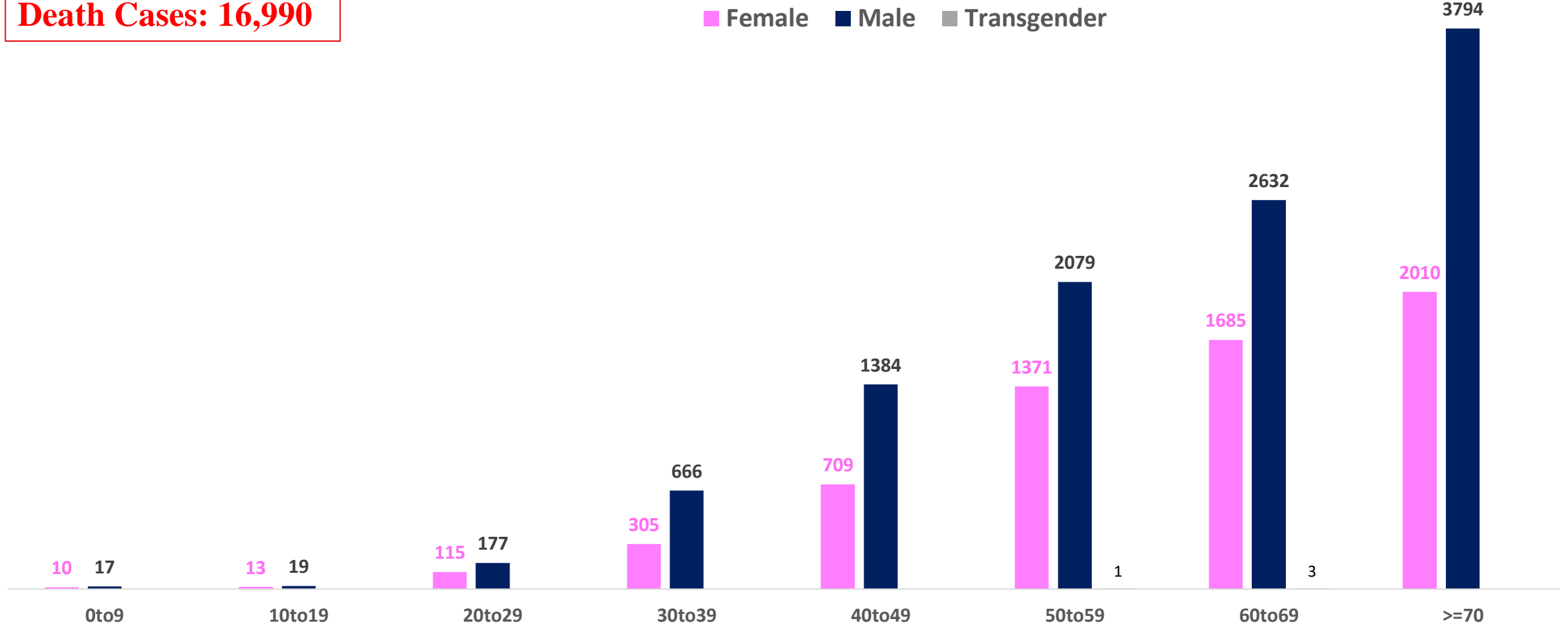




# AGE AND GENDER WISE DISTRIBUTION OF DEATH CASES



**Death Cases: 16,990**





# COVID-19 SCENARIO IN BENGALURU AND OTHER METROPOLITAN CITIES



CITY NAME	Positive Cases	Active Cases	Recovered	Deceased	Vaccine Doses Administered
New Delhi	20,05,104	500	19,78,098	26,506	3,73,11,270
Bengaluru*	18,73,506	2,784	18,53,732	16,990	2,37,69,181
Mumbai	11,51,782	1,122	11,30,922	19,738	2,21,29,907
Chennai	7,92,004	2,098	7,80,836	9,070	1,13,86,866

Source : <https://dashboard.cowin.gov.in/> at 4:00pm (19.10.2022)  
Source : <https://www.covid19bharat.org/> at 4:00pm (19.10.2022)

\*includes BBMP & Bengaluru Urban



# SNAPSHOT OF COVID-19 CASES IN BENGALURU URBAN



**Total Wards With  
< =10 Cases\* :  
189**

**Tests Conducted  
on 18.10.2022:  
2,142**

**Recovery  
Rate\*:  
98.94%**

**Total  
Active Cases :  
2,784**

**Total Vaccinated  
on 18.10.2022:  
777**

**Positivity  
Rate\* :  
5.93%**

**Active  
Rate\*:  
0.15%**

**Case  
Fatality Rate\* :  
0.26%**





\*Total positive cases In the past 7 days

\*CFR and positivity is for Past 7 days



ಬೃಹತ್ ಬೆಂಗಳೂರು ಮಹಾನಗರ ಪಾಲಿಕೆ  
Bruhat Bengaluru Mahanagara Palike



<b>Download BBMP Bulletin</b>	<a href="https://apps.bbmpgov.in/covid19/mediabulletin.php">https://apps.bbmpgov.in/covid19/mediabulletin.php</a>
<b>To register for vaccination :</b>	<a href="https://selfregistration.cowin.gov.in/">https://selfregistration.cowin.gov.in/</a>
<b>BBMP COVID19 Dashboard:</b>	<a href="https://apps.bbmpgov.in/covid19/">https://apps.bbmpgov.in/covid19/</a>
<b>Follow us on:</b>	 <a href="http://www.facebook.com/bbmp.comm1/">www.facebook.com/bbmp.comm1/</a>
	 <a href="https://twitter.com/BBMPCOMM">twitter.com/BBMPCOMM</a>
	  <a href="https://www.instagram.com/BBMPSplHealth">BBMPSplHealth</a>

Issued by:

Honorable Chief Commissioner, BBMP  
Special Commissioner Health & IT, BBMP  
MD, Bengaluru Smart City Limited

**THANK YOU !**



ಅರೋಗ್ಯ ಮತ್ತು ಕುಟುಂಬ ಕಲ್ಯಾಣ ಇಲಾಖೆ

ಇನ್ನು ಕೆಲವು ಸಮಯ ಕೋವಿಡ್ ವಿರುದ್ಧದ ನಮ್ಮ ಹೋರಾಟ ಮುಂದುವರಿಸೋಣ.

- ಮಾಸ್ಕ್ ಧರಿಸಿ
- ದೈಹಿಕ ಅಂತರ ಪಾಲಿಸಿ
- ಕೈಗಳ ಸ್ವಚ್ಛತೆ ಕಾಪಾಡಿಕೊಳ್ಳಿ
- ಗುಂಪು ಸೇರುವುದನ್ನು ತಪ್ಪಿಸಿ
- ಸ್ವಯಂಪ್ರೇರಿತವಾಗಿ ಲಸಿಕೆ ಪಡೆಯಿರಿ

ಕೋವಿಡ್-19 ಮುನ್ನೆಚ್ಚರಿಕೆ ಕ್ರಮಗಳನ್ನು ಪಾಲಿಸಿ. ಇದು ನಮ್ಮೆಲ್ಲರ ಜವಾಬ್ದಾರಿ.

ಹೆಚ್ಚಿನ ಮಾಹಿತಿಗಾಗಿ 24X7 ಉಚಿತ ಅರೋಗ್ಯ ಸಹಾಯವಾಣಿ 104 ಕ್ಕೆ ಕರೆ ಮಾಡಿ

